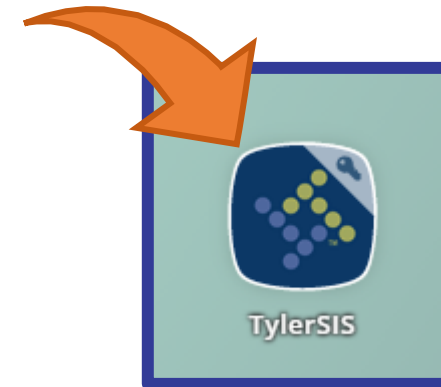
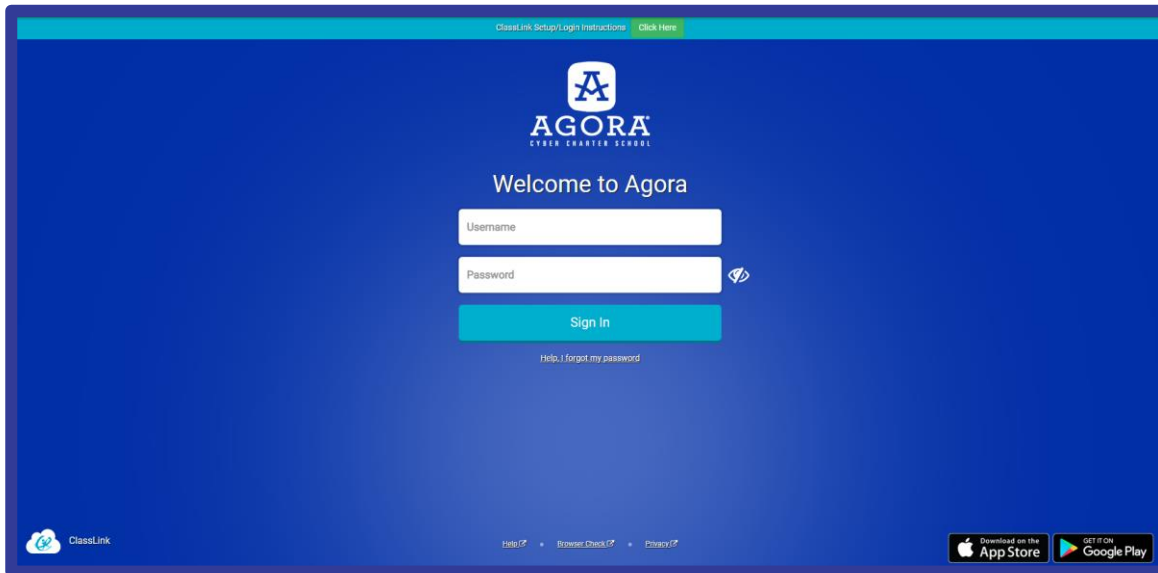


Find Your Teachers Email Address in Tyler

- Log Into **ClassLink**
[Classlink.agora.org](https://classlink.agora.org)

- *Click* the TylerSIS Icon to log into TylerSIS



Find Your Teachers Email Address in Tyler

- From the Home screen find the “Student Schedule” box and *click* the “GO TO STUDENT SCHEDULE” button

The screenshot shows the Tyler SIS Student Summary page for a Grade 11 - High School student in the 2021 Academic Year. The page is divided into several sections:

- Current Academics:** Assessments, Assignments, Graduation Plan Progress.
- Daily Student Activity:** Attendance, Behavior, Student Schedule.
- School Life:** Announcements, Calendar, e-Forms.
- Student Portfolio**
- Student Information:** Activities and Teams, Student Details.

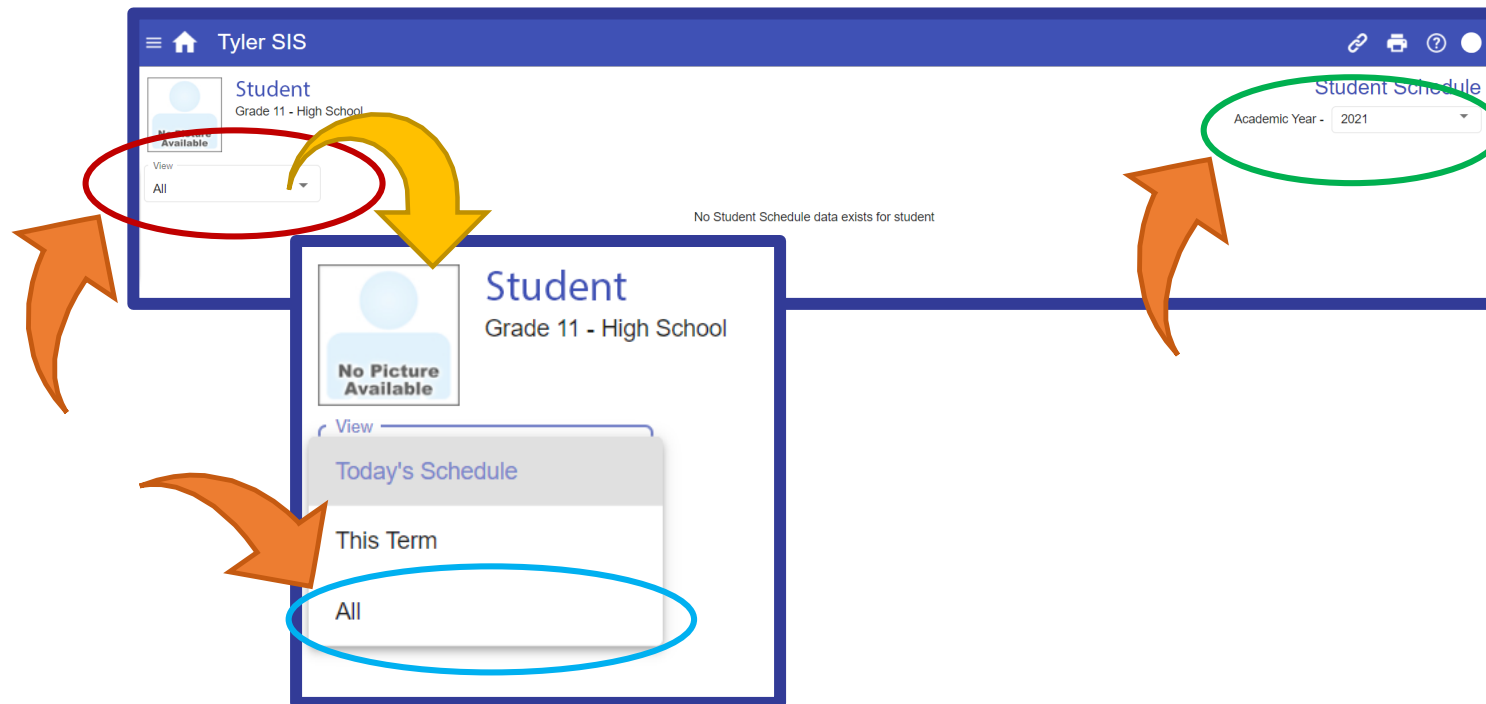
The main content area includes:

- Announcements:** District (1) with a link to the 11/16/20 - Agora School Events Calendar.
- Today's Attendance:** No attendance data for today.
- Calendar:** August 2021 calendar view.
- Assignments:** Summary showing 0 Missing in Last 30 Days, 0 Due Today, and 0 Due Tomorrow.
- Student Schedule:** A table of classes with a "GO TO STUDENT SCHEDULE" button circled in green. An orange arrow points to this button from the right.
- Upcoming Events:** A section with a "GO TO CALENDAR" button.

Class	Teacher
2 Spanish II	jmartin - Martin J
3 American Literature	aanderson - Anderson A
4 Geometry	jboisvert - Boisvert J
8 Full Day Adv	cnichols - Nichols C

Find Your Teachers Email Address in Tyler

- Make sure this “Academic Year” is selected
- Choose from the “View” drop down the appropriate schedule is picked
- In our example we chose “All”



Find Your Teachers Email Address in Tyler

- First **Click** the **▼** icon under the “More” column of the course you need your teacher’s email address
 - This will change the icon to **▲** and show more information about that course
- Next **Click** the “**Course/Teacher Info**” link for a drop down menu
- Last **Click** “**Teacher Profile**”

The screenshot shows the Tyler SIS Student Schedule interface. The header includes the Tyler SIS logo, a home icon, and user information for a Student in Grade 11 - High School. The main content is a table with columns: More, Meets, Term, Course Name, Teacher, and Room. The table lists several courses, including Personal Finance, Physical Education, Spanish II, American Literature, Geometry, Physical Science, and Modern World Studies. An orange arrow points to the 'More' column of the 'American Literature' row, which has an upward-pointing triangle icon. Another orange arrow points to the 'Course/Teacher Info' link in the dropdown menu that appears when the 'More' icon is clicked. The dropdown menu also includes 'Class Information', 'Course Description', and 'Teacher Profile'. A third orange arrow points to the 'Teacher Profile' option. At the bottom of the interface, there are buttons for 'Expand All', 'Collapse All', and 'Export', and a checkbox for 'Display dropped classes'.

More	Meets	Term	Course Name	Teacher	Room
▼	1	S1	Personal Finance	Waters N	nwaters
▼	2	S1	Physical Education	Kramer M	mkramer
▼	2	FY	Spanish II	Martin J	jmartin
▲	3	FY	American Literature	Anderson A	aanderson
Course-Section ENG Assignments Attendance Email Teacher Course/Teacher Info					
▼	4	FY	Geometry	Boisvert J	jboisvert
▼	5	FY	Physical Science	Brown S	sbrown6
▼	6	FY	Modern World Studies	Adrienne J	jadrienne

Find Your Teachers Email Address in Tyler

- Here you can *copy and paste* your teacher's email address to any email\messaging program, including the student email system through [ClassLink](#)

